

Community College Transfer Update

Presentation to the Board of Trustees

September 21, 2023



Northern Illinois University

Your Future. Our Focus.



Overview

- Community College context
- NIU Goals
- Attracting transfer students
- Supporting transfer students
- Transfer student enrollment
- Examples of Community College partnerships



Community College: National Picture

- Community College enrollment numbers are boosted by the growth in high school enrollment for dual credit (20% of overall community college enrollment)
- 50% of all Hispanic and 40% of all Black students in higher education are enrolled at community colleges
- 80% percent of students who enroll in community colleges plan on getting a bachelor's degree but only around 15% do so within six years
- 43% of credits are lost between two-year colleges and four- year institutions

Community College Enrollments

SUMMARY OF OPENING SPRING ENROLLMENTS IN ILLINOIS PUBLIC COMMUNITY COLLEGES FROM 2019 TO 2023

	Spring 2019	Spring 2020	Spring 2021	Spring 2022	Spring 2023
Headcount	283,146*	279,771	239,819*	233,041	249,836
Percent Change	-2.2%	-1.2%	-14.3%	-2.8%	7.2%
FTE	154,740*	152,349	131,192*	124,013	132,425
Percent Change	-3.5%	-1.5%	-13.9%	-5.5%	6.8%

* Colleges Provided Revised Figures

Supporting Community College Students in IL

- Illinois Articulation Initiative (IAI Act 2017 – amended effective January 1, 2024)
 - NIU Panel Membership
- Reverse Transfer Credit Policy (Student Transfer Achievement Reform Act)
- MyCreditsTransfer designed to facilitate transfer within Illinois using the nationally available tool, [Transferology](#)™

2023 University Goals

Goal 2A: Increase enrollment and enhance student success

Goal 3C: Improve Support for Community College Transfer and Working Adult Students

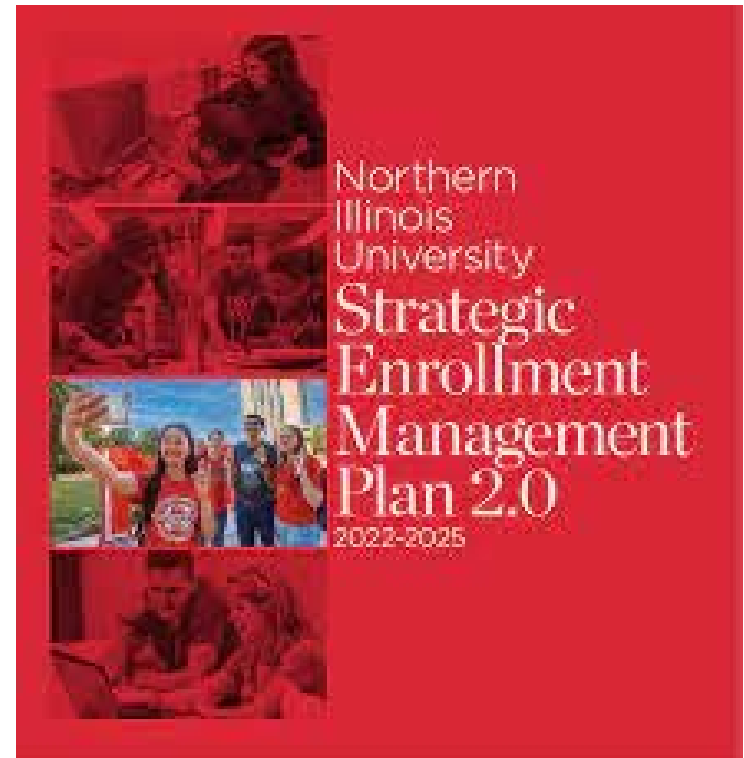
Goal 3C (1) Creating specialized advising resources targeted to the needs of prospective transfer students to enhance their transition to NIU

Goal 3C (2) Implementing a technology solution to provide prospective transfer students with credit estimates, recommendations for best fit majors and customized application support

Strategic Enrollment Management Plan 2.0

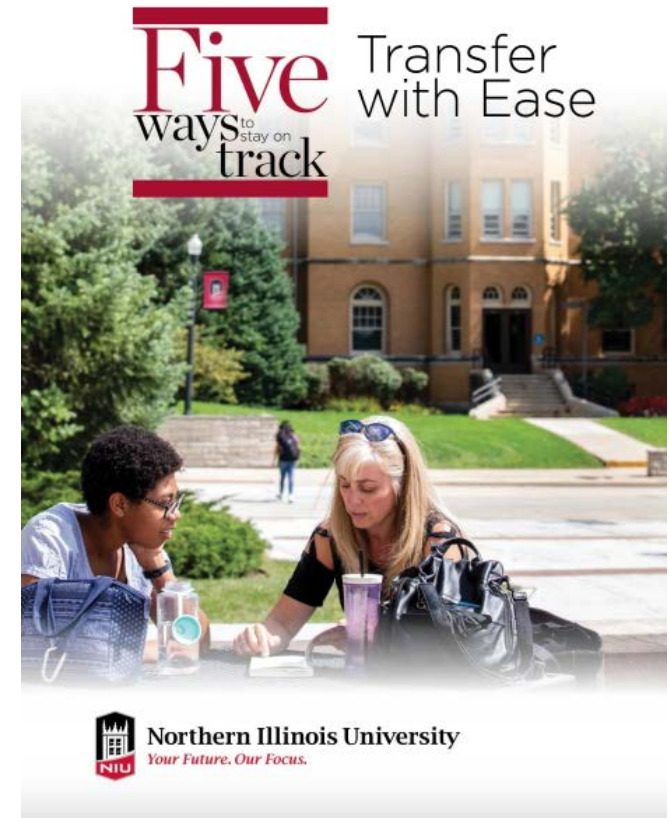
Goal 2: Targeted enrollment efforts and improving access and affordability

Goal 3: Improving student success, persistence and graduation



Attracting Transfer Students

- Articulation Agreements: Transfer Pathways
- Community College Partnerships
- Credit for Prior Learning Experience
- Guaranteed Admission Program
- Targeted marketing campaigns
- Transfer Credit Estimator



Transfer Credit Estimator

- Went live July 17, 2023
- From July 17-September 10:
 - 977 total user sessions including 219 unique student users
 - 173 accounts created and then turned into transfer prospects
 - 1,567 courses have been added to the tool



Transfer Credit Estimator

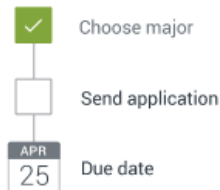
Simplify your transfer process

Transferring can be a confusing process. We're here to help you see whether your credits may transfer and what steps you need to take.

[Get started](#)



See how your credits transfer to your NIU degree.



Track your transfer steps, deadlines & progress.


[See how your credits transfer](#)



Find resources to ease your transition to NIU.

Supporting Transfer Students

- Campus Visits/Tours for Transfer Students
- Transfer Orientation
- Transfer Admission Counselors (bilingual)
- Student Financial Advising Services (bilingual)
- Transfer Credit Evaluators – Registration and Records
- Commuter and Off-Campus Programs, Center for Student Assistance
- Director of Community College Partnerships, Ron Smith
- Huskie Academic Success Center



Community College Connections

- NIU college visits
- TGIF (Transfers Get Information Fridays)
- Regional college fairs



October 2, 2023, at Waubensee Community College

Transfer Student Scholarships

- Transfer Merit Scholarship
- Huskie Legacy Award
- NIU Partnership Awards (Kishwaukee College, City College STAR Transfer Scholarship, Transfer Achievement Award)
- State of Illinois'/NIU AIM HIGH Program
- Phi Theta Kappa Honor Society

Transfer Enrollment

- Of the 3,527 students entering in fall 2023, 37.6% were new transfer students, up from 34% in 2022.
- Transfer students make about 12% of total undergraduate enrollment.
 - 73% from community colleges
- About half of new transfers have earned some credit but not an associate's degree/60 credits (55.8% in Fall 2022).

Transfer Student Demographics – Fall 2023

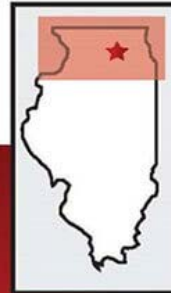
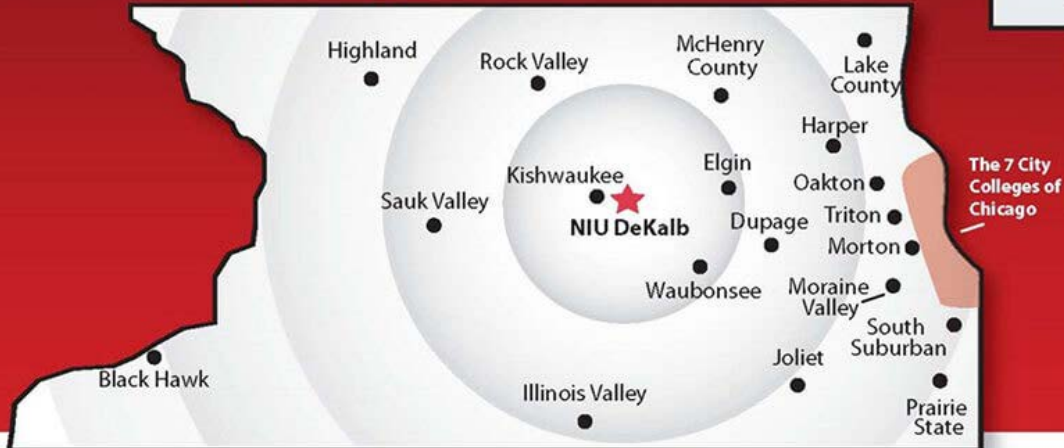
	Count	Percent
American Indian or Alaska Native	10	1%
Asian	109	8%
Black or African American	125	9%
Hispanic or Latino	325	24%
Native Hawaiian or Pacific Islander	1	0%
Nonresident Alien	21	2%
Race/ethnicity Unknown	14	1%
Two or More Races	13	1%
White	714	54%

First Generation Status – Fall 2023

	% First Generation Students
Freshmen	51%
Transfer	46%

Top Transfer Institutions Fall 2023

Northern Illinois Community College Locations



Elgin Community College	147
Rock Valley College	127
McHenry County College	127
Waubonsee Community College	100
William Rainey Harper College	93
College of DuPage	90
Kishwaukee College	69
Joliet Junior College	46
College of Lake County	33
Illinois Valley Community College	28
Sauk Valley Community College	26
City Colleges of Chicago	23

6 Year Graduation Rate (Incoming Fall 2016)

	Graduated in original college	Graduated in different college	Total Graduation Rate
Freshmen	53%	10%	63%
Transfer	67%	7%	74%

Top Departments for Transfer Students

1. Computer Science
2. Psychology
3. Management
4. Interdisciplinary Health Professions
5. Accountancy
6. Mechanical Engineering
7. Kinesiology and Physical Education
8. Curriculum and Instruction

Community College Partnerships



**Serve Workforce
Needs**



**Serve Place-Bound
Students**

NIU at Rock Valley College

- Engineer shortage in the region
- Launched in fall 2016
- Paid internships and scholarships
- 100% of graduates employed in regional companies or pursuing graduate degrees
- 40+ interns have worked in 18 regional companies
- 98 graduates to date



**NIU &
RVC**

ENGINEERING OUR FUTURE
(be)tter together



NIU at Elgin Community College

Targeted initiative to address shortage of bilingual teachers

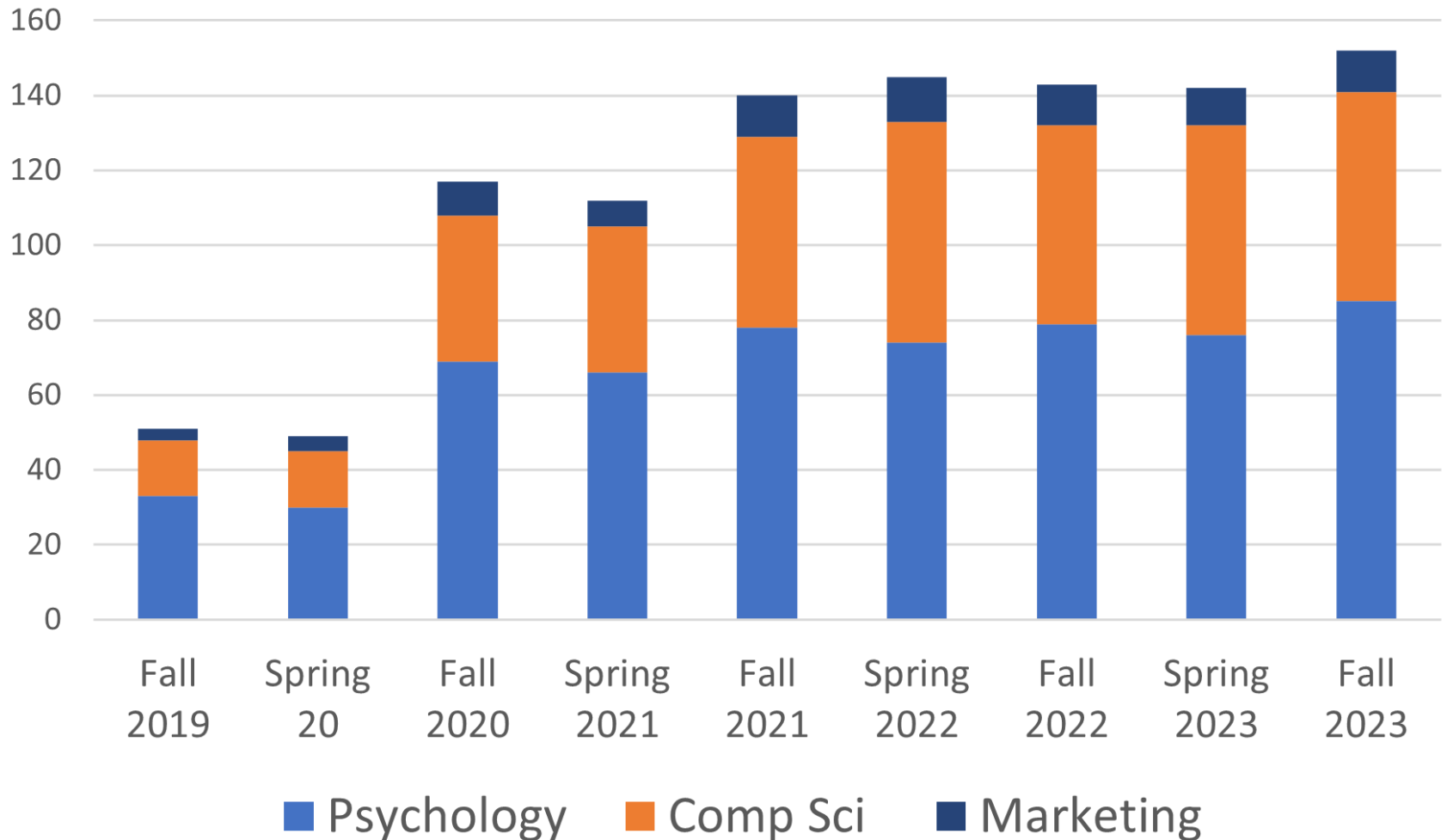
- **Elementary Education**
53 graduated
38 currently enrolled
100% on-time graduation rate
- **Early Childhood Education**
28 currently enrolled





- Launched Fall 2019
- Programs:
 - Computer Science
 - Psychology
 - Marketing (New Degree Program Spring 2024 TBD)
- Overall retention is 79%
- 112 students have graduated (45 in Computer Science, 57 in Psychology and 10 in Marketing)

Enrollment 2019-2023





Northern Illinois
University

University
Center
at McHenry County College

MOU signed

Programs to be launched Fall 2024:

- Business Administration
- Computer Science
- Early Childhood Education
- Psychology
- Public Health





Thank you!