


NIU BLACKBOARD TOOL USAGE REPORT- 2016

AN OVERVIEW OF WHAT TOOLS ARE BEING USED IN BLACKBOARD COURSES AT NORTHERN ILLINOIS UNIVERSITY

FACULTY

88%

FACULTY USING BLACKBOARD FOR CREDIT COURSES IN FALL 2016




OVER TIME (%)




STUDENTS

95%

STUDENTS USING BLACKBOARD FOR CREDIT COURSES IN FALL 2016



OVER TIME (%)



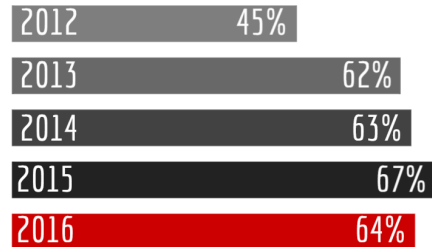
*Percentage of enrolled students who have at least one Blackboard Course in the Fall semester

COURSES USING BLACKBOARD

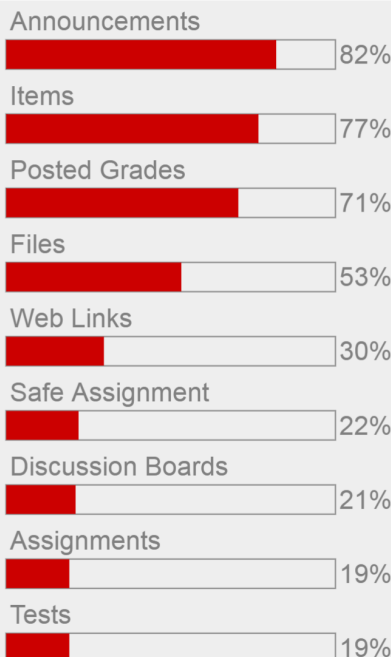


64% CREDIT COURSES USING BLACKBOARD IN FALL 2016

OVER TIME (%)



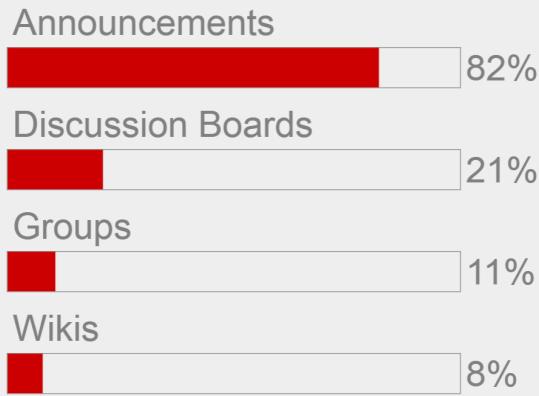
PERCENTAGE OF COURSES UTILIZING



TOP TOOLS

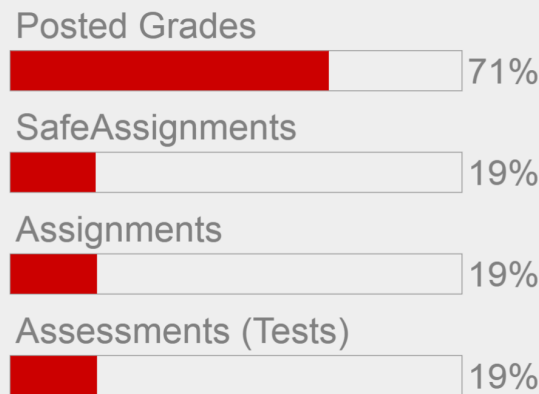
- ANNOUNCEMENTS
- ITEMS
- GRADES
- FILES
- WEB LINKS
- ASSIGNMENTS
- DISCUSSION BOARDS
- TESTS
- ASSESSMENTS
- SAFE ASSIGNMENTS

PERCENTAGE OF COURSES UTILIZING



TOP COMMUNICATION TOOLS

PERCENTAGE OF COURSES UTILIZING



TOP ASSESSMENT TOOLS

TRENDING TOOLS

